

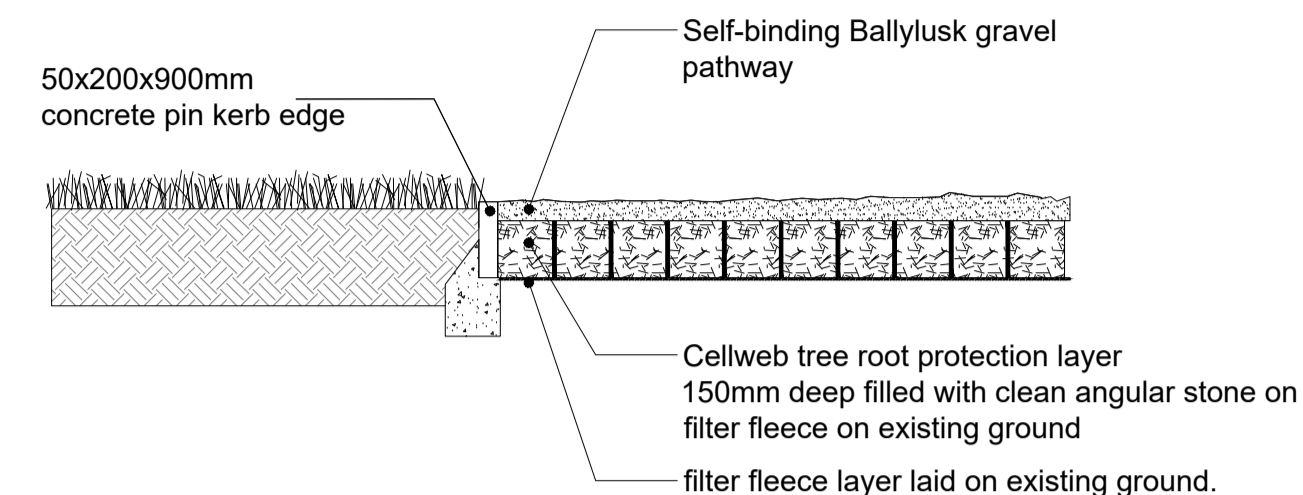
Note:

Self-Binding Ballylusk Gravel:
To comprise two layers of crushed limestone (buff coloured sample to be approved by Employer's Representative) and a final layer of fines

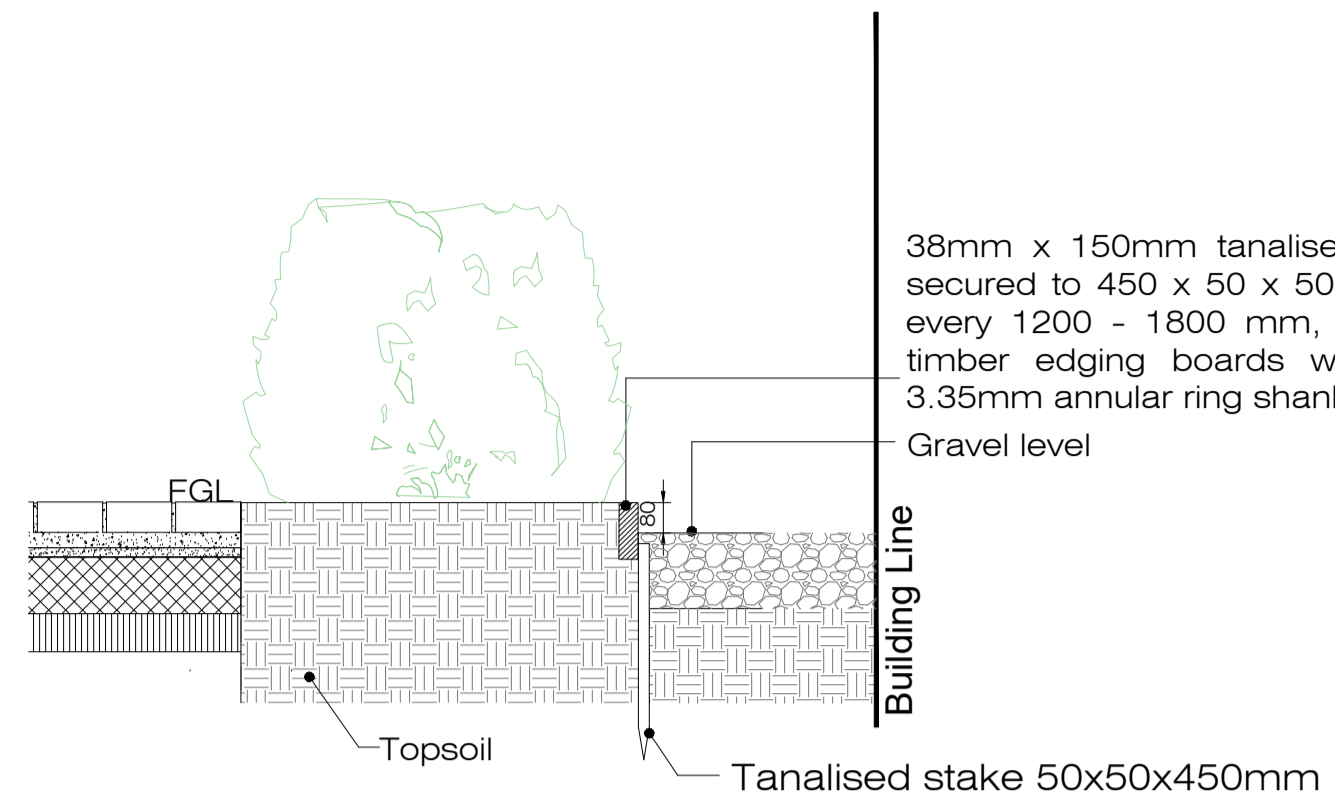
First Layer: Use crushed limestone 20mm to dust to blind over 40/20 angular stone in cell web. When uniform surface is achieved cover with 20mm layer of crushed limestone 10mm to dust.

Second Layer: Apply a further 20mm layer of crushed limestone 10mm to dust. Roll with a roller of suitable weight (minimum 2.5 tonnes) with vibratory action to fullest compaction by 20-30mm (average depth 50-70mm) Compact lightly.

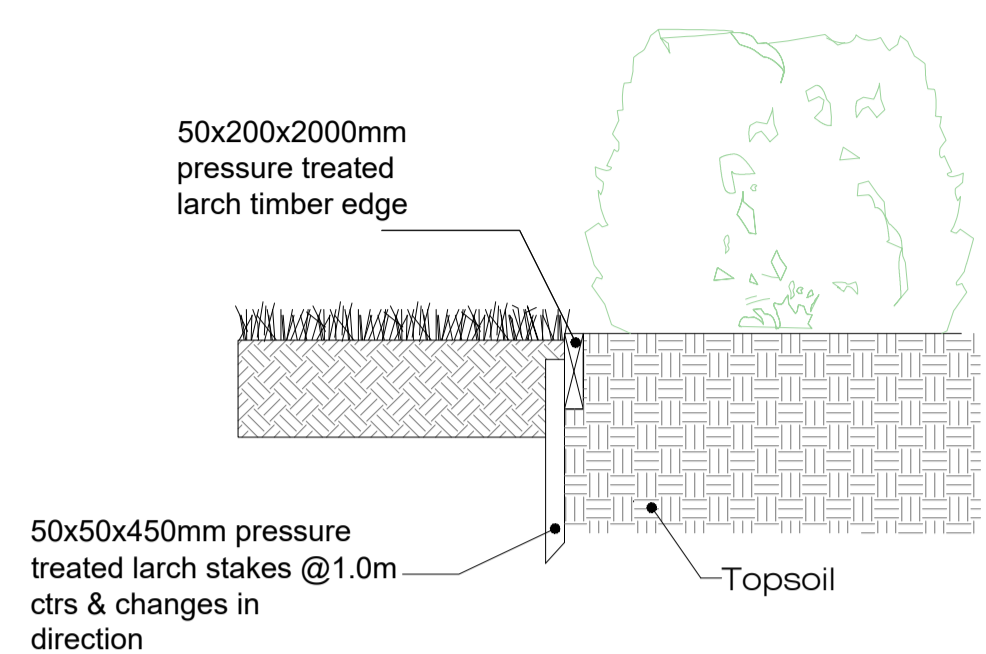
Final layer: Apply a 10mm layer of crushed limestone dust over the surface of the crushed limestone. Water roll. The roller vibratory action must first be switched off during this stage. Water roll by applying water to the wheels of a light roller until a well bonded finish is achieved taking extreme care not to damage the gravel or timber edge surrounds. Allow to dry before opening up to general usage.



Detail 1: Bound Gravel Pathway with concrete pin kerb edge
Scale 1:20



Detail 2: Timber Edge to Hedge Planting
Scale 1:20



Detail 3: Timber Edge between grass and planted areas
Scale 1:20

s11.3 litterbin

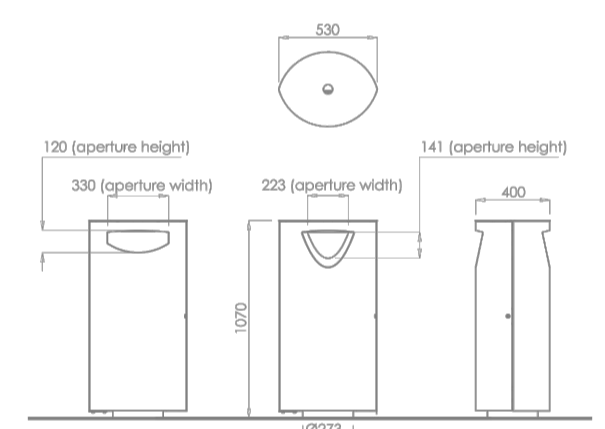


Above, wide aperture version. Right, chamfer aperture version.

description
316 grade stainless steel with satin finish outer construction on level adjustment galvanised base. Omos patented ashtray. Front opening with concealed stainless steel hinge and slam latch, 90L liner.

dimensions
Height 1070mm, width 530mm, depth 400mm.
Capacity 90L.
Weight 62kg.

options
Galvanized or plastic liner.
Choice of decal.
Wide or chamfer aperture.



street furniture designers and manufacturers **OMOS**

Detail 4 Litter bin, or similar and approved

s26 bollard

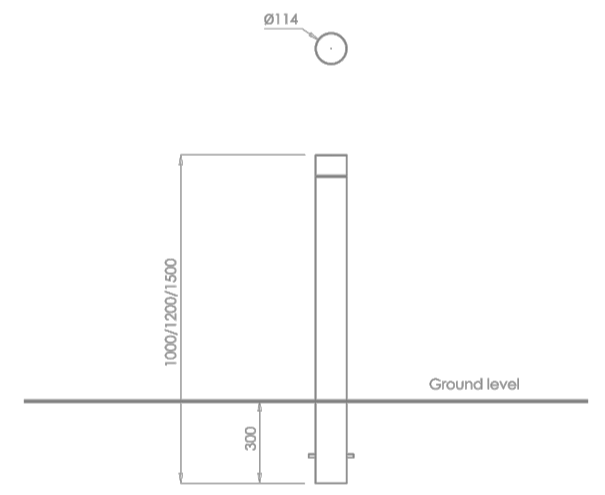


Above and right, s26 galvanized steel bollard with stainless steel top cap.

description
Brushed 316 grade stainless steel with radially polished cap top section on painted galvanized steel lower section.

dimensions
Diameter/wall thickness 114/3mm.
Lengths 1000mm, 1200mm (standard), 1500mm.
(1000mm above ground to meet NDA/DDA recommendations).


options
Foot fixed, below ground flange fixed, above ground flange fixed.
Ground socket box for removable option, pad lock type or hidden grub screw type. Choice of colours.



street furniture designers and manufacturers **OMOS**

Detail 5 Bollard, or similar and approved

s37 cycle stand

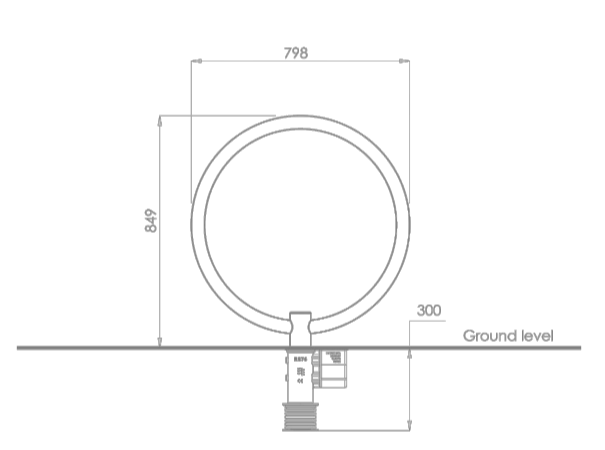


Above and right, s37 cycle stand in stainless steel with IPL R576 socket.

description
316 grade stainless steel cycle stand with a brushed polish finish. For use with IPL cast steel R576 socket.

dimensions
Height 840mm, width 780mm, outside diameter 48mm, wall thickness 2.77mm.

options
Galvanized mild steel option.



street furniture designers and manufacturers **OMOS**

Detail 6 Cycle Stand, or similar and approved

s66 bench

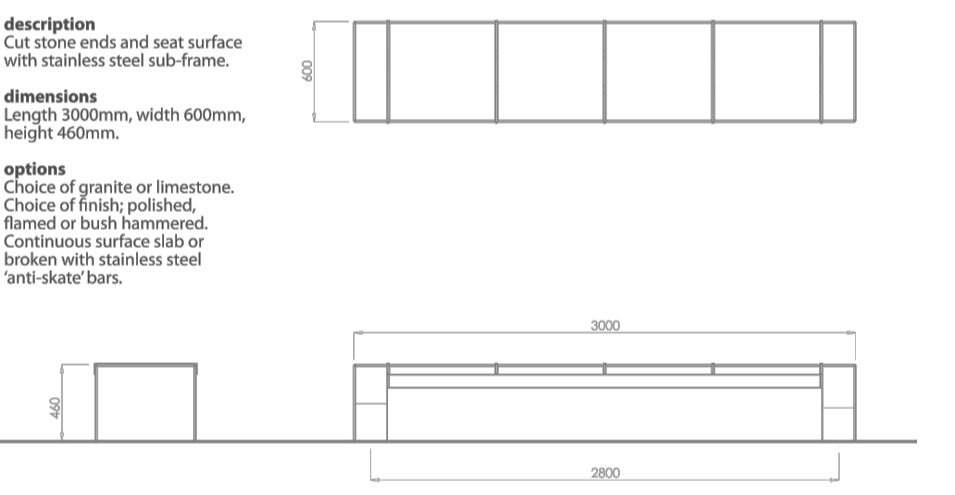


Above and right, s66 bench.

description
Cut stone ends and seat surface with stainless steel sub-frame.

dimensions
Length 3000mm, width 600mm, height 460mm.


options
Choice of granite or limestone. Choice of finish: polished, flamed or bush hammered. Continuous surface slab or broken with stainless steel 'anti-slate' bars.



street furniture designers and manufacturers **OMOS**

Detail 7 Bench, or similar and approved

s96w asym bench

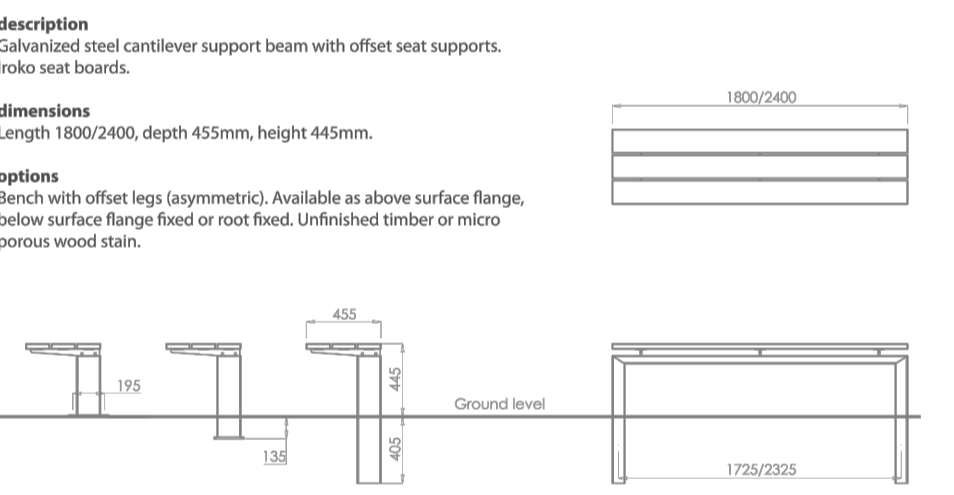


Above and left, s96w asymmetric bench, 1.18m roof fixed.

description
Galvanized steel cantilever support beam with offset seat supports. Insole seat boards.

dimensions
Length 1800/2400, depth 455mm, height 445mm.

options
Bench with offset legs (asymmetric). Available as above surface flange, below surface flange fixed or roof fixed. Unfinished timber or micro porous wood stain.



street furniture designers and manufacturers **OMOS**

Detail 8 Bench, or similar and approved

Materials
Standard: Polished Cornish granite aggregate Concrete
Subject to quantity: Concrete Resin
Bespoke Pebbles Seats to order in Bronze, Aluminium or Copper

Dimensions
(polished concrete only; other materials on request)

Pico Pebbles
X Large 195 x 98 x 46cm 1300kg
Large 155 x 85 x 42cm 740kg
Medium 105 x 70 x 38cm 360kg
Small 93 x 62 x 35cm 240kg
X Small 75 x 46 x 29cm 130kg

Colours
Soft White; Mid-Grey; Charcoal

Availability
Estimated delivery 4 -16 weeks from order, subject to quantity.

Pico Pebble Seats
The original sculptural Pebble Seat is made from solid cast concrete and polished to achieve the look and feel of natural stone.

Barrell Pebble Seats are made in a studio and artists workshop, not a factory, and each one is hand cast and hand finished.

Pico Pebble Seats are equally at home in a public space or a private garden, and will bring a hint of the Cornish seaside to an urban environment.

Contact Barrell Sculpture on 01326 373929 or info@barrellsculpture.co.uk for more information or a quote.

Pico Pebble Seats are oval and come in five sizes and three colours. For outdoor seating, they are often specified to be grouped together in an assortment of sizes, or similar and approved.



Detail 9: Proposed Sculptural Stone Seating

Rev.	Date	Note

Project name: Dunshaughlin East SHD	Project number: 17-003
Drawing name: Landscape Details	Drawing number: LD-02-PP

Drawing scale @ A1: 1:25	Drawn by: ad	Checked by: ld
Status: Planning	date: 14.12.2018	

Contact details: Linda Doyle (Director) mobile: 087 267 4196 e-mail: linda@doyle-otroigh.com Dasha O'Troigh (Director) mobile: 086 300 3499 e-mail: dasha@doyle-otroigh.com	Office address: Pembroke House, 28-32 Upper Pembroke St, Dublin 2.
-----------------------------------------------------------------------------------------------------------------------------------------------------------------------------------------	-----------------------------------------------------------------------------